

*Luminous signs*

# DOUBLE-SIDED LIGHTING TRAFFIC SIGNS


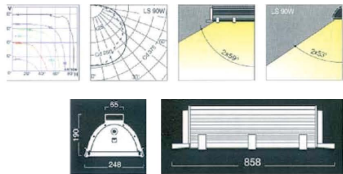
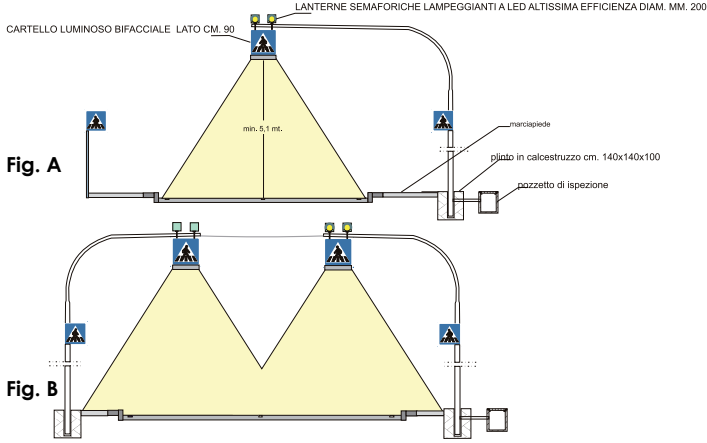


**SIBESTAR** S.r.l.

Luminous signs

# DOUBLE-SIDED LIGHTING TRAFFIC SIGNS

**SIBESTAR** S.r.l.



## TECHNICAL CHARACTERISTICS OF LIGHTING SIGNS

- Construction: internally lit sign with a transparent face, single and double sided versions available. The faces are interchangeable.
- Fixings: metal - galvanised for suspended signs, on poles, "flag";
- Body: made of anodised aluminium alloy extrusions, treated to resist atmospheric attack;
- Faces: 3mm thick for signs up to 90cmx90cm, 5mm for larger signs.
- Dimensions: we can make all the signs provided for by art. 80 of the Italian Highway Code; we mainly make fig. 303 "pedestrian crossing" with external dimensions 64cmx64cm and/or 94cmx94cm, 15cm depth for basic model CLB150, and 20cm depth for model CLB200.
- Symbols: are decorated on the outer part of the sign face. In particular conditions for which the sign must be refracting, even when it is not lighting to a fault or a power outage, a special refracting film can be added on the face to transmit and diffuse light. In case of blackout the light for refraction is provided by the lights of vehicles approaching the sign (version CLxxxxR).
- Electrical system: is made of high class CE and IMQ materials supplied by ISO 900x certified companies.
- Electrical connection: the connectors are supplied with selectable phase, fuse, neutral and earth.
- Protection level: IP23 resistance to penetration by external objects, dust and water; the CLS200X version has an electrical system rated IP 55.
- Insulation class: simple

insulation system, class "I" (CLS200 double insulation)

## TECHNICAL CHARACTERISTICS OF COMPONENTS

- Body: central section in hot-extruded aluminium, oxidized, with ends in pressed low-copper aluminium and painted aluminium grey RAL 9006.
- Reflectors: hammered polished and oxidized aluminium.
- Glass: security, tempered, thickness 4 mm; remains hinged to body during maintenance.
- Clips for closing glass: extruded aluminium with stainless steel springs AISI 302.
- Seals: silicon
- Screws: external, stainless steel;
- Electrical system: 55W low-pressure sodium lamp, 230V/50Hz  $\cos \varnothing \geq 0.9$  power supply with earth, ceramic fuse with blow-out powder, silicon cables, 1 mm<sup>2</sup> glass fibre braid. The connector plate is easily accessible, without tools, after switching power supply off. During maintenance the plate hangs from the body and can be easily removed.
- Protection level: IP 65 resistance to penetration by external objects, dust and water.
- Insulation class: insulation system class "I" or "II" SAP 150 W.